



ICO Market New Year's Eve Review

December 31, 2018

icobench.com/report
report@icobench.com

Introduction

We are pleased to present special ICO Market New Year's Eve Review.

New Year's Eve is an extraordinary day in the ICO world as the number of projects planned to complete that day and the aggregate hard cap is at historical maximum. The aggregate hard cap for this day was planned to be \$12 billion and the number of ICOs completed was 142. However, roughly a quarter of ICOs have rescheduled to the later periods. In total, 31 projects have raised \$176 million together. This result can be compared to the 2-week period. Also, 5 ICOs have raised more than \$10 million and 3 ICOs have reached hard cap.

Since the increasing of the popularity of ICO market, \$24B has been raised altogether. With over 5,200 projects and 72K professional profiles in enterprise and blockchain published on the platform, we can ensure a clear outlook of the market and its community.

We have processed and organized a huge amount of data for this report to show you the ICO market and its community's widely differing sides — specifically ICO market size for a variety of industries, projects trending this week and countries leading in "crypto". We hope that the data in the report will be useful to you.

As always, we work on improvements and will be happy to know if you want to see any additional information in the ICO Market Weekly Review.

Thank you for choosing ICObench and we are looking forward to your feedback.

ICObench Team

Disclaimer

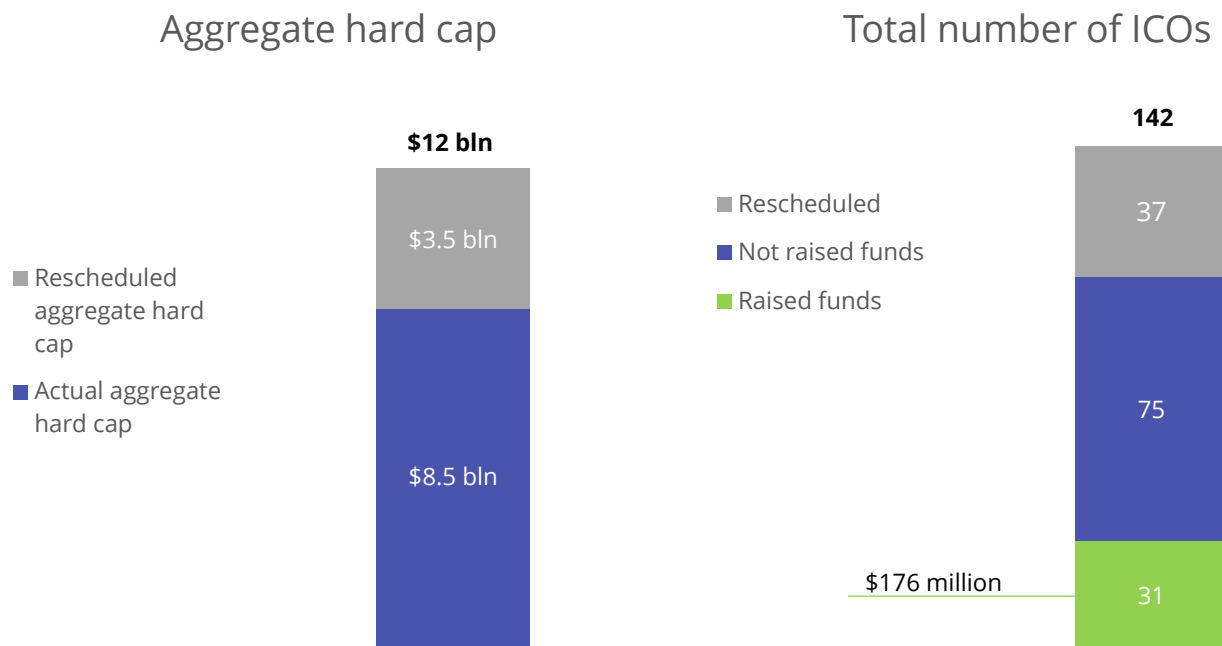
This publication has been prepared for general guidance on matters of interest only, and does not constitute professional advice. You should not act upon the information contained in this publication without obtaining specific professional advice. No representation or warranty (express or implied) is given as to the accuracy or completeness of the information contained in this publication, and, to the extent permitted by law, ICObench, its members, employees and agents do not accept or assume any liability, responsibility or duty of care for any consequences of you or anyone else acting, or refraining to act, in reliance on the information contained in this publication or for any decision based on it.

Table of contents

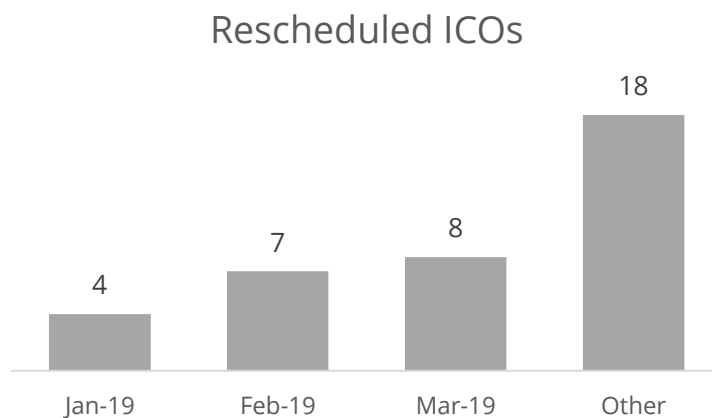
Introduction.....	2
Table of contents.....	3
ICO market structure as of December 31 st	4
Expected funds and numbers.....	4
26% ICOs rescheduled from December 31 st to later periods.....	4
ICO market month by month.....	5
ICO started, ongoing and ended for the past 12 months.....	5
ICO market dynamics.....	5
ICO market results for December 31 st	6
Top 5 completed ICOs by the funds raised.....	6
ICOs that reached hard cap.....	6
ICO market world as of December 31 st	7
Top 5 countries by the funds raised.....	7
ICO platforms as of December 31 st	7
Top 5 platforms by the funds raised.....	7
ICO industries as of December 31 st	7
Top 5 industries by the funds raised.....	7
ICObench rating as of December 31 st	8
ICOs that raised funds on December 31 st	9
Thank you.....	10
Follow us.....	10

ICO market structure as of December 31st

Expected funds and numbers



26% ICOs rescheduled from December 31st to later periods

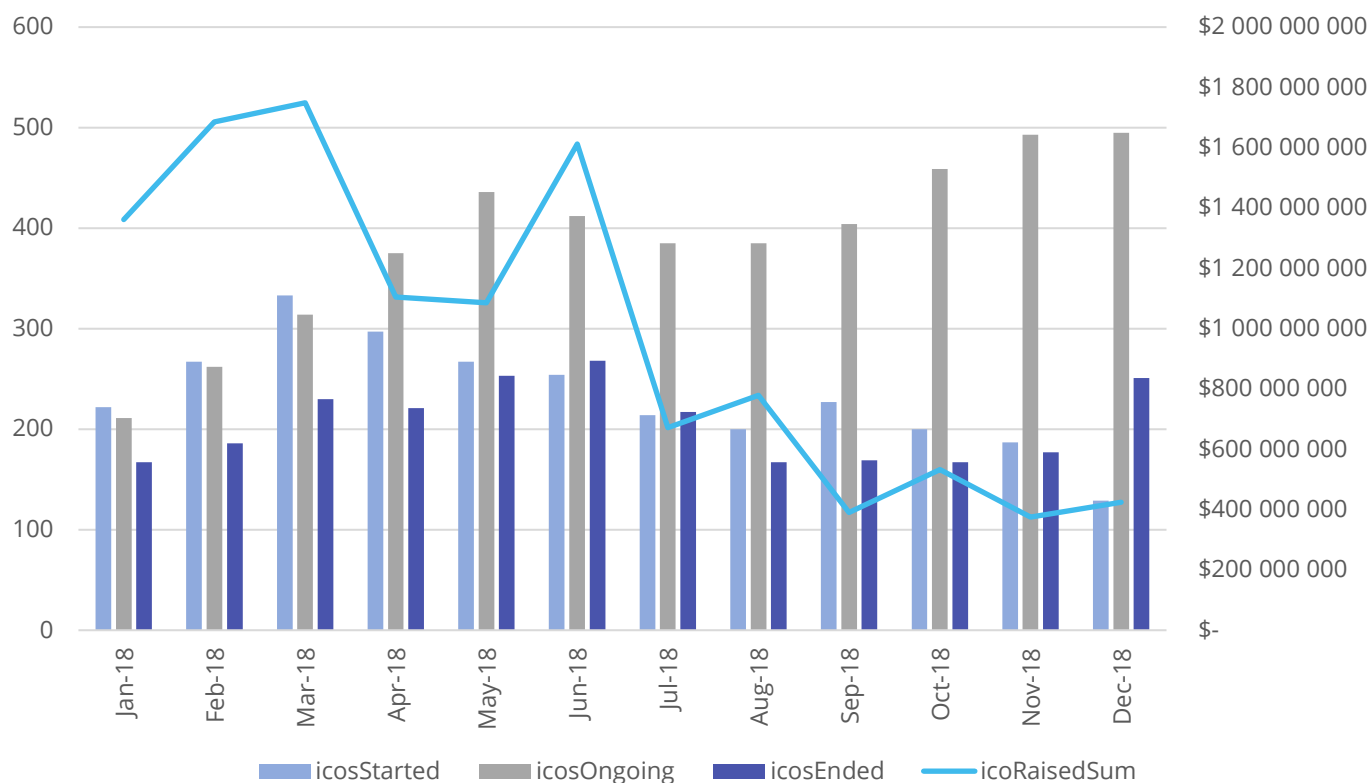


ICO market month by month

ICO started, ongoing and ended for the past 12 months

Month	Starting	Ongoing	Ended	Raised	Raised Amount	Avg. Raised
Jan-18	222	211	167	73	\$1 361 763 964	\$18 654 301
Feb-18	267	262	186	110	\$1 685 480 238	\$15 322 548
Mar-18	333	314	230	117	\$1 749 107 226	\$14 949 634
Apr-18	297	375	221	110	\$1 104 863 477	\$10 044 213
May-18	267	436	253	125	\$1 085 706 844	\$8 685 655
Jun-18	254	412	268	107	\$1 612 644 456	\$15 071 444
Jul-18	214	385	217	84	\$672 172 377	\$8 002 052
Aug-18	200	385	167	54	\$779 276 871	\$14 431 053
Sep-18	227	404	169	69	\$390 266 791	\$5 656 040
Oct-18	200	459	167	58	\$532 594 604	\$9 182 666
Nov-18	187	493	177	68	\$375 192 131	\$5 517 531
Dec-18 (Dec 1-31)*	129	495	251	76	\$424 388 964	\$5 584 065
31/12/2018*	4	387	105	31	\$176 386 072	\$5 689 873

ICO market dynamics



* data will be updated

ICO market results for December 31st

Top 5 completed ICOs by the funds raised

#	ICO	Country	Funds raised
1	Smart City	Switzerland	\$56 844 418
2	FRELD0	Canada	\$20 172 828
3	WPP	Switzerland	\$13 000 000
4	Fiii	Hong Kong	\$10 708 813
5	U Run It	Hong Kong	\$10 000 000

ICOs that reached hard cap

#	ICO	Country	Funds raised
1	Smart City	Switzerland	\$56 844 418
2	FRELD0	Canada	\$20 172 828
3	Flexion	Singapore	\$5 625 000

ICO market world as of December 31st

Top 5 countries by the funds raised

#	ICO Country	ICOs	Raised	Funds raised
1	Switzerland	10	3	\$70 844 418
2	Hong Kong	5	2	\$20 708 813
3	Canada	4	1	\$20 172 828
4	Singapore	15	6	\$16 029 654
5	UK	7	2	\$10 320 000

ICO platforms as of December 31st

Top 5 platforms by the funds raised

#	Platform	ICOs	Raised	Raised Amount
1	Ethereum	93	27	\$157 070 259
2	Custom	1	1	\$10 708 813
3	DECOIN Blockchain	1	1	\$5 000 000
4	UniFox	1	1	\$2 500 000
5	Other	9	1	\$1 107 000

ICO industries as of December 31st

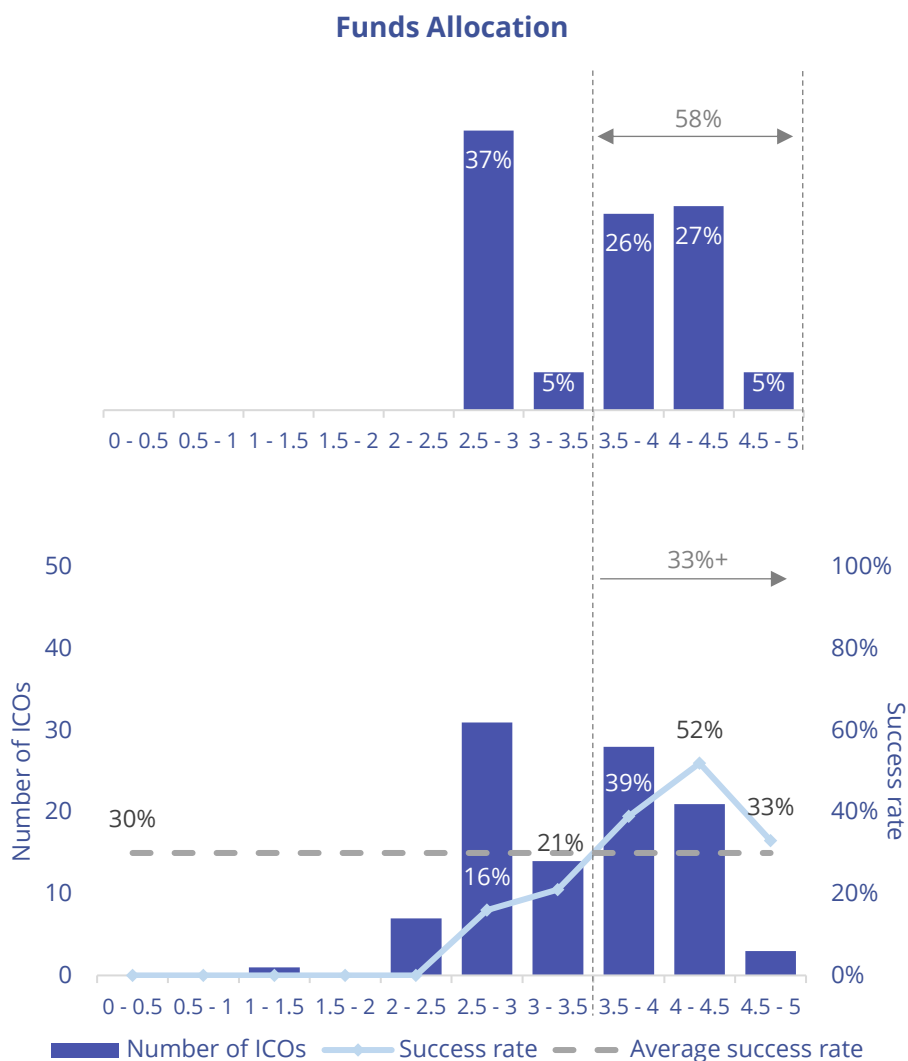
Top 5 industries by the funds raised

#	Industry *	ICOs	Raised	Raised Amount
1	Cryptocurrency	51	18	\$102 371 182
2	Platform	57	20	\$85 527 346
3	Energy	7	5	\$76 675 768
4	Electronics	7	4	\$75 951 418
5	Business services	31	14	\$75 893 182

* Any ICO can be presented in multiple industries

ICObench rating as of December 31st

ICObench rating is a fair measure of the ICO quality.



ICOs that raised funds on December 31st

#	ICO	Country	Funds raised
1	Smart City	Switzerland	\$56 844 418
2	FRELDO	Canada	\$20 172 828
3	WPP	Switzerland	\$13 000 000
4	Fiii	Hong Kong	\$10 708 813
5	U Run It	Hong Kong	\$10 000 000
6	Natmin	Australia	\$9 485 000
7	FinanceX	Singapore	\$7 000 000
8	Flexion	Singapore	\$5 625 000
9	XERA	UK	\$5 320 000
10	CargoCoin	UK	\$5 000 000
11	DECOIN	Bulgaria	\$5 000 000
12	Securix	United Arab Emirates	\$5 000 000
13	winkPark	Poland	\$5 000 000
14	GigTricks	Gibraltar	\$2 800 000
15	concertVR	Germany	\$2 621 145
16	UniFox	United Arab Emirates	\$2 500 000
17	LabelsCoin	Liechtenstein	\$1 931 000
18	Ōpet Foundation	Singapore	\$1 385 000
19	Treon	Estonia	\$1 137 000
20	Newton	Singapore	\$1 107 000
21	Masternode Invest	Switzerland	\$1 000 000
22	Aeryus	USA	\$708 237
23	Rebglo	Singapore	\$694 350
24	Dragonglass	Estonia	\$528 000
25	Cryptonity	France	\$500 000
26	CoTrader	Saint Kitts and Nevis	\$305 000
27	Beverage.cash	Montenegro	\$284 417
28	Era Swap Token	Singapore	\$218 304
29	GYM Ledger	USA	\$210 560
30	Xmoneta	Latvia	\$200 000
31	Unchainet	Australia	\$100 000

Thank you

We are looking forward to your feedback.

Please send your questions and suggestions to report@icobench.com

Follow us

[Facebook.com/ICObench](https://www.facebook.com/ICObench)

[Twitter.com/ICObench](https://twitter.com/ICObench)

[LinkedIn.com/company/icobench/](https://www.linkedin.com/company/icobench/)

[Reddit.com/r/icobench/](https://www.reddit.com/r/icobench/)

[Medium.com/@ICObench](https://medium.com/@ICObench)

[Bitcointalk.org](https://bitcointalk.org)

[Telegram Channel](#)

[Telegram Chat](#)